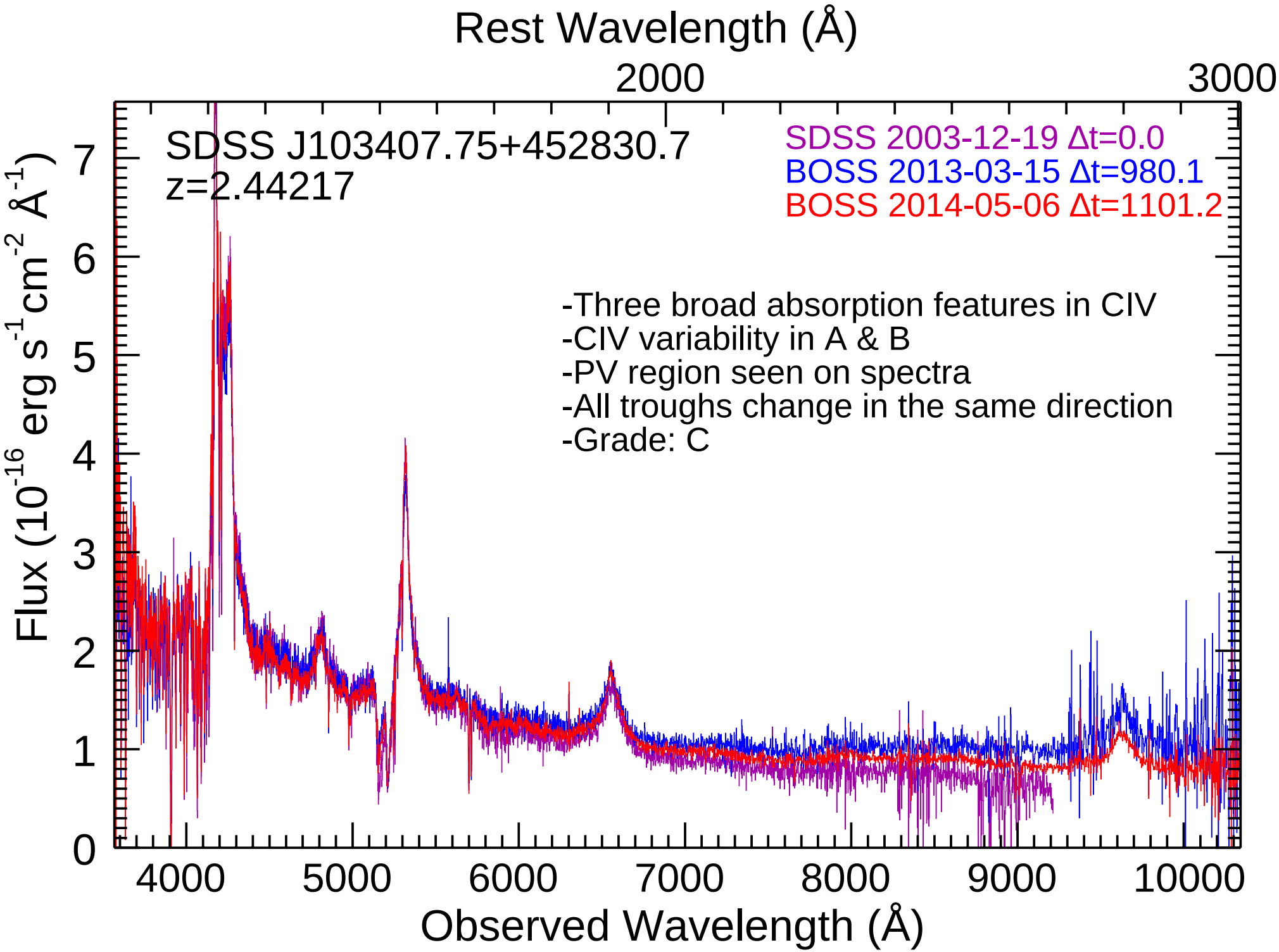
Rest Wavelength (Å)
2000
3000
SDSS J103407.75+452830.7
z=2.44217
SDSS 2003-12-19 Δt=0.0
BOSS 2013-03-15 Δt=980.1
BOSS 2014-05-06 Δt=1101.2
-Three broad absorption features in CIV
-CIV variability in A & B
-PV region seen on spectra
-All troughs change in the same direction
-Grade: C
Flux (10^{-16} erg s^{-1}cm^{-2} Å^{-1})
0
1
2
3
4
5
6
7
4000
5000
6000
7000
8000
9000
10000
Observed Wavelength (Å)

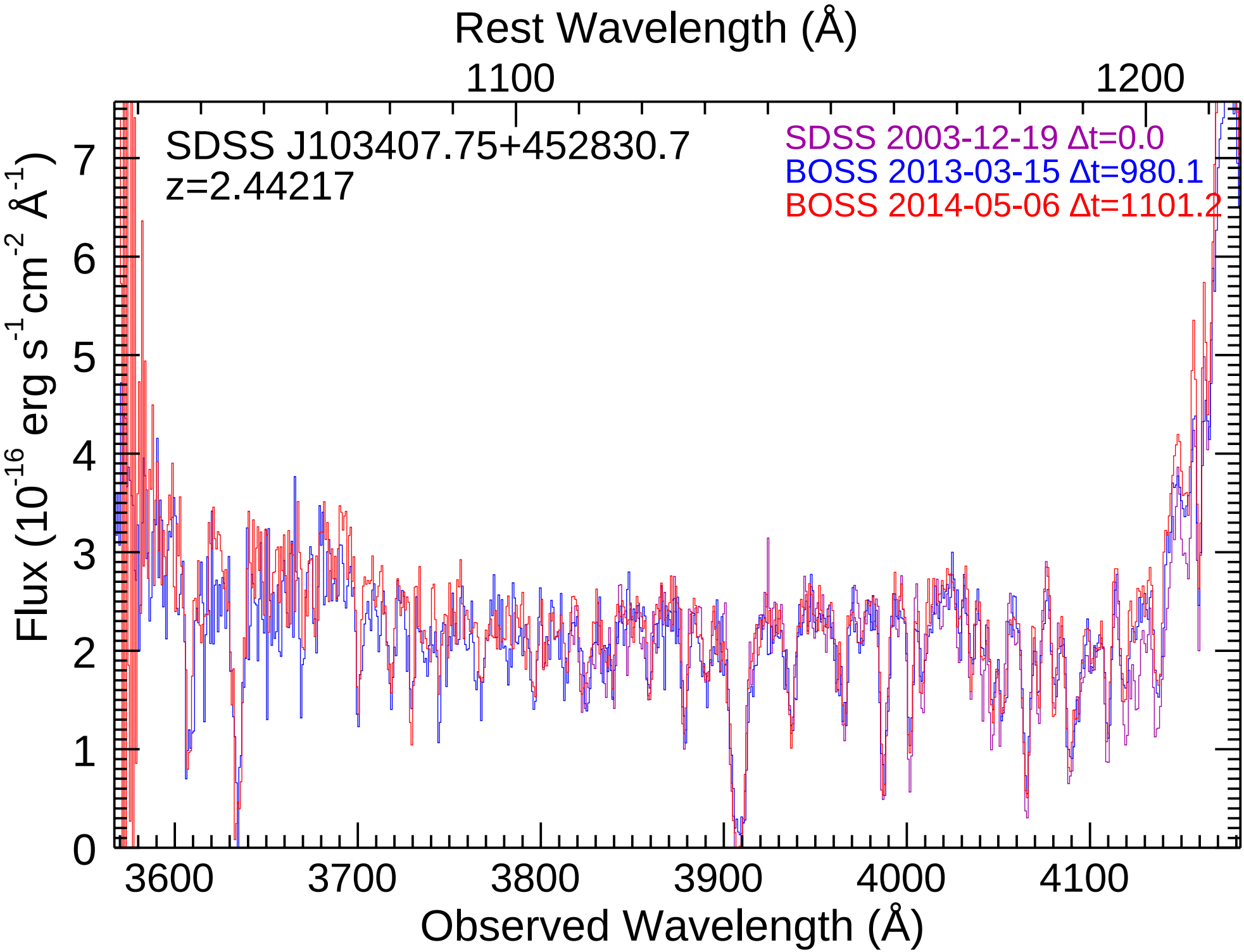
Rest Wavelength (Å)
1100
1200
SDSS J103407.75+452830.7
z=2.44217
SDSS 2003-12-19 Δt=0.0
BOSS 2013-03-15 Δt=980.1
BOSS 2014-05-06 Δt=1101.2
Flux (10^-16 erg s^-1 cm^-2 Å^-1)
0
1
2
3
4
5
6
7
3600
3700
3800
3900
4000
4100
Observed Wavelength (Å)

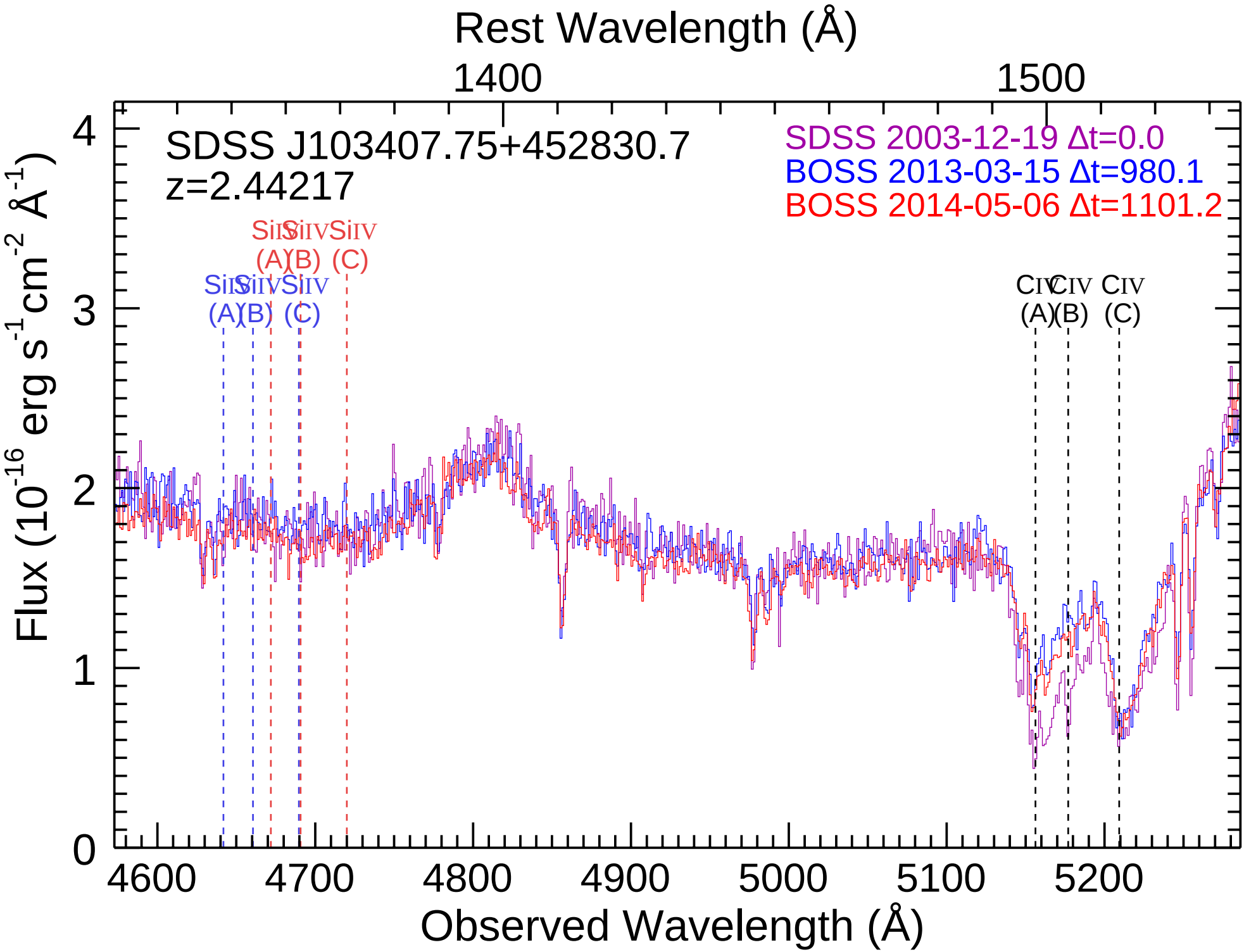
Rest Wavelength (Å)
1400
1500
SDSS J103407.75+452830.7
z=2.44217
SDSS 2003-12-19 Δt=0.0
BOSS 2013-03-15 Δt=980.1
BOSS 2014-05-06 Δt=1101.2
SiII (A)
SiII (B)
SiIV (A)
SiIV (B)
SiIV (C)
SiIV (A)
SiIV (B)
SiIV (C)
CIV (A)
CIV (B)
CIV (C)
Flux (10^{-16} erg s^{-1}cm^{-2} Å^{-1})
0
1
2
3
4
4600
4700
4800
4900
5000
5100
5200
Observed Wavelength (Å)

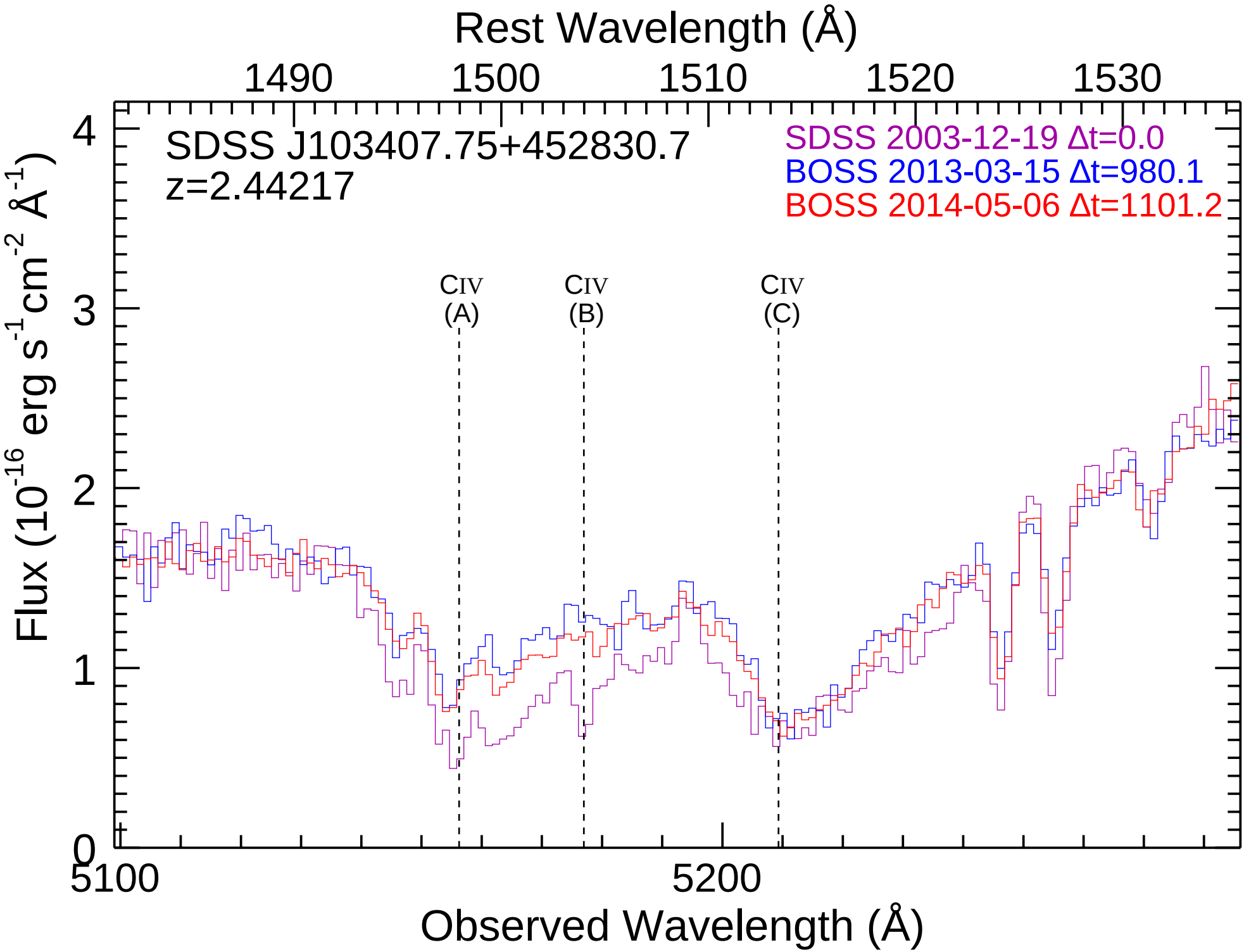
Rest Wavelength (Å)
1490
1500
1510
1520
1530
SDSS J103407.75+452830.7
z=2.44217
SDSS 2003-12-19 Δt=0.0
BOSS 2013-03-15 Δt=980.1
BOSS 2014-05-06 Δt=1101.2
CIV (A)
CIV (B)
CIV (C)
Flux (10^{-16} erg s^{-1}cm^{-2} Å^{-1})
0
1
2
3
4
5100
5200
Observed Wavelength (Å)

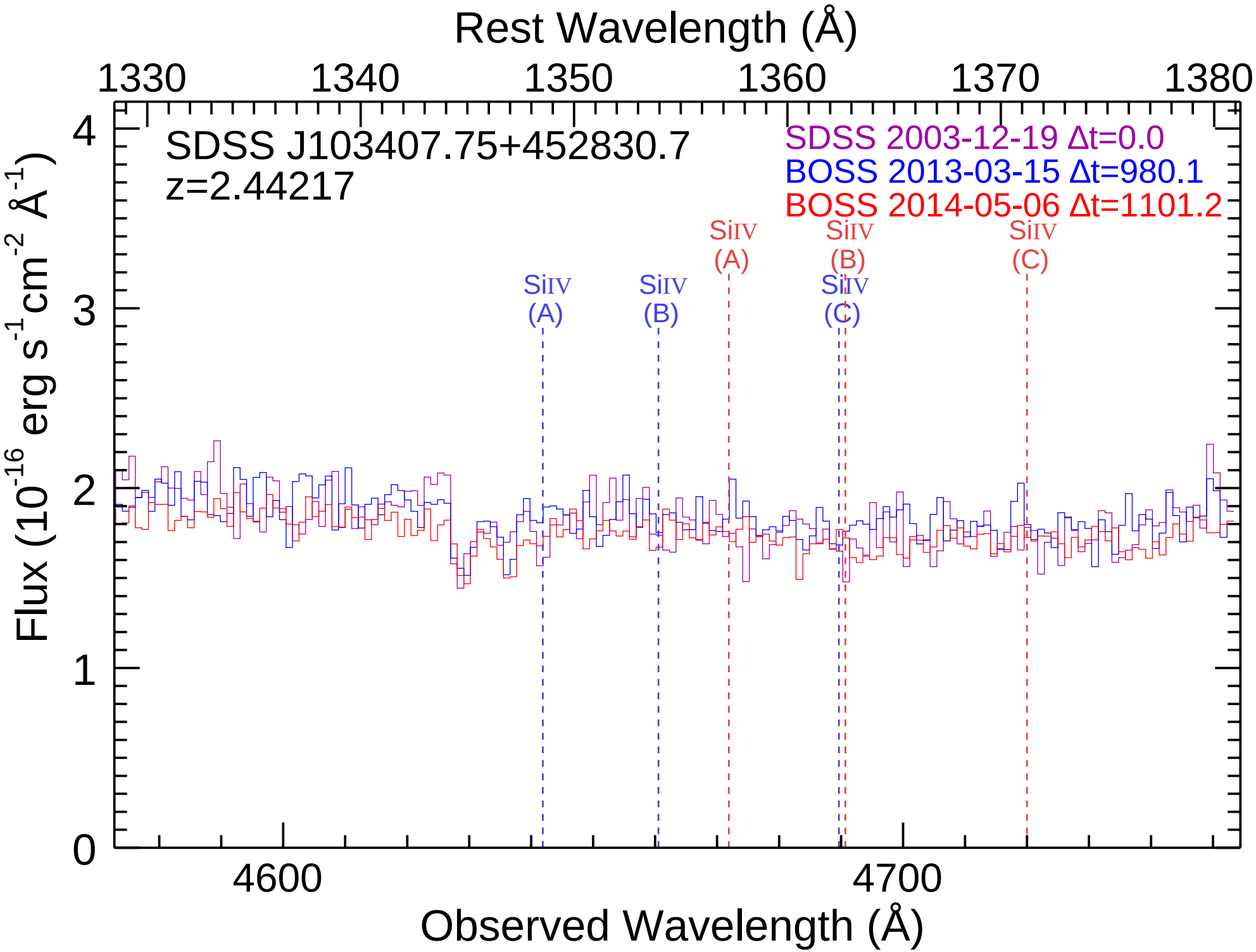
Rest Wavelength (Å)
1330
1340
1350
1360
1370
1380
SDSS J103407.75+452830.7
z=2.44217
SDSS 2003-12-19 Δt=0.0
BOSS 2013-03-15 Δt=980.1
BOSS 2014-05-06 Δt=1101.2
SiIV (A)
SiIV (B)
SiIV (C)
SiIV (A)
SiIV (B)
SiIV (C)
Flux (10^{-16} erg s^{-1}cm^{-2} Å^{-1})
0
1
2
3
4
4600
4700
Observed Wavelength (Å)

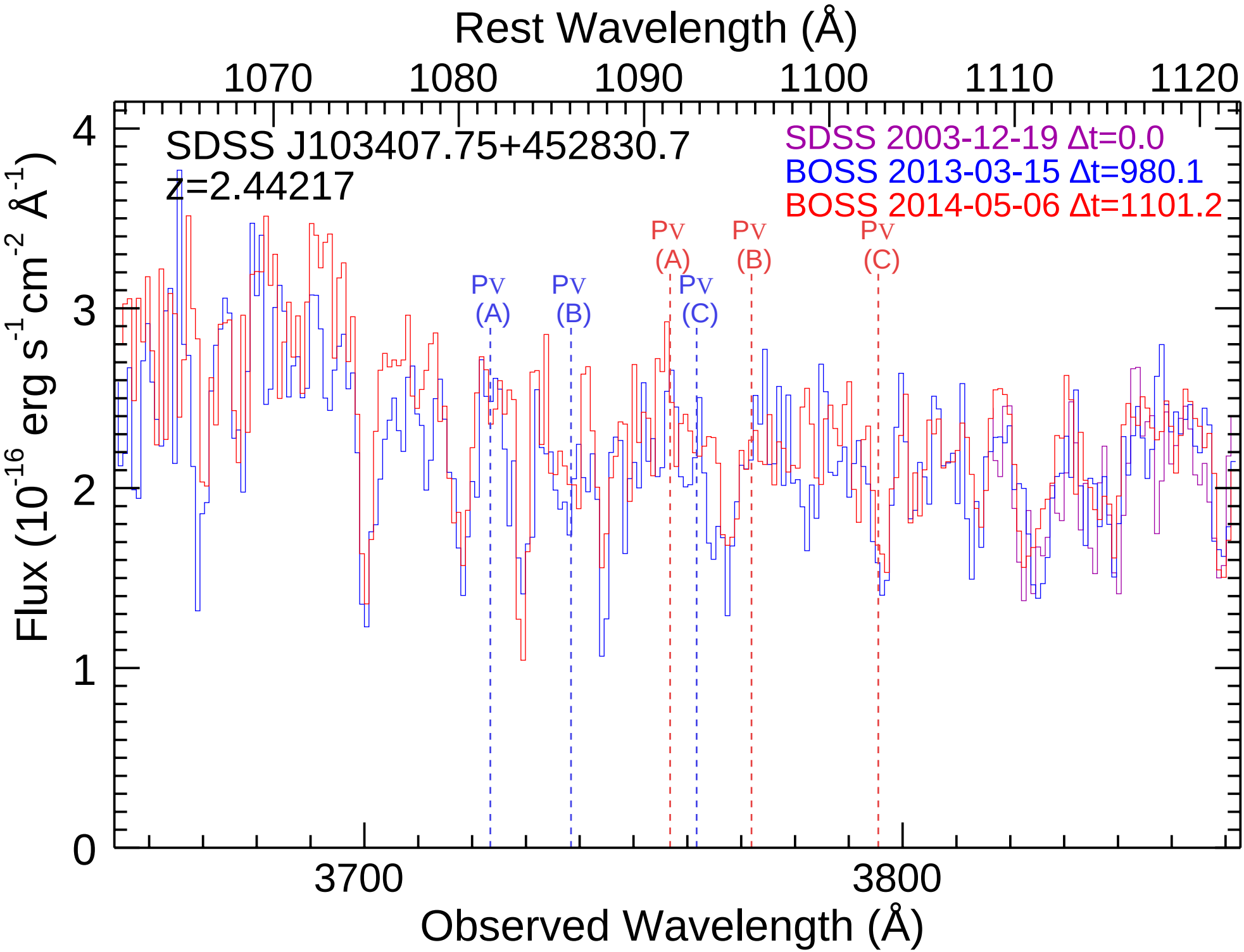
Rest Wavelength (Å)
1070
1080
1090
1100
1110
1120
SDSS J103407.75+452830.7
z=2.44217
SDSS 2003-12-19 Δt=0.0
BOSS 2013-03-15 Δt=980.1
BOSS 2014-05-06 Δt=1101.2
PV (A)
PV (B)
PV (A)
PV (C)
PV (B)
PV (C)
Flux (10^{-16} erg s^{-1}cm^{-2} Å^{-1})
0
1
2
3
4
3700
3800
Observed Wavelength (Å)