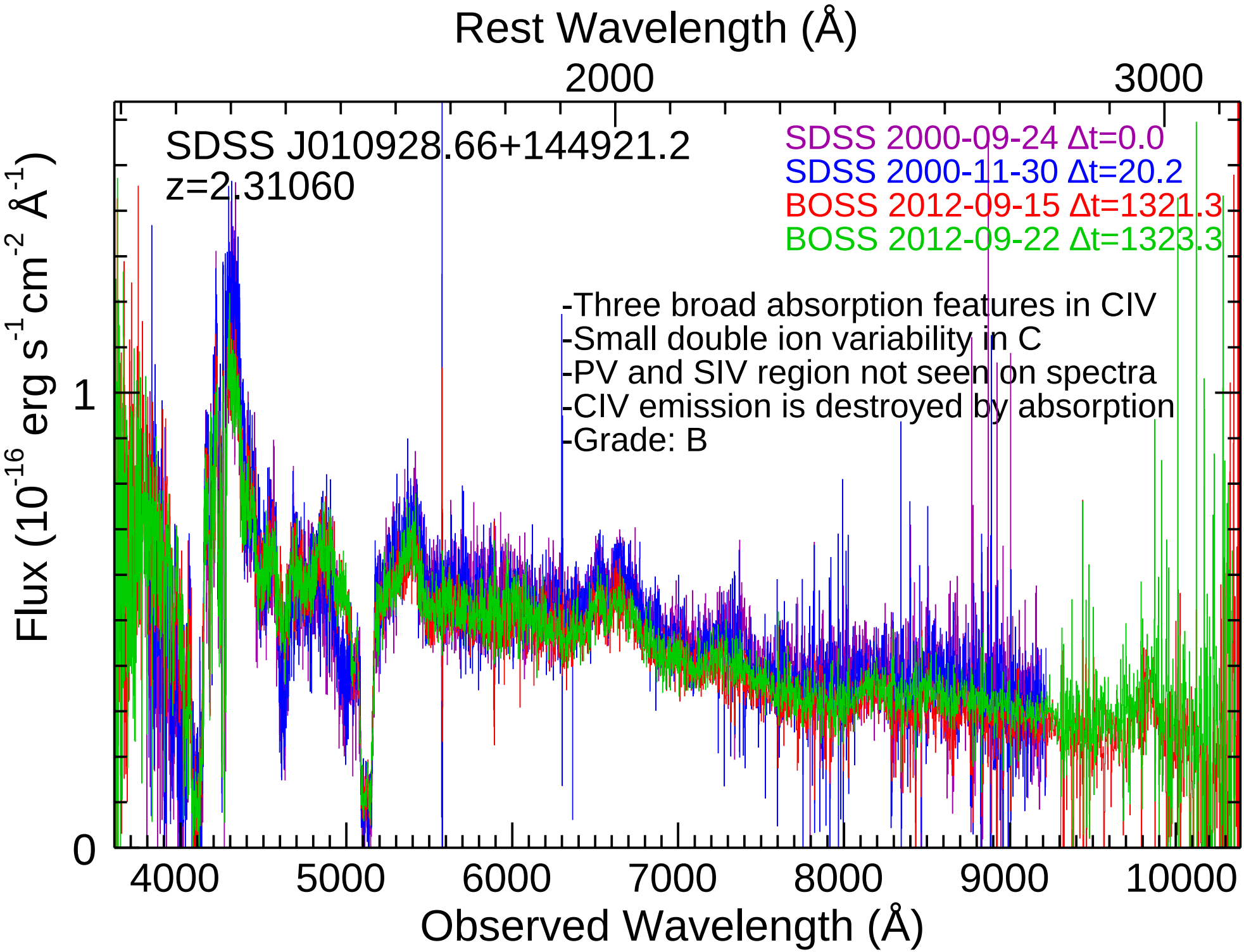
Rest Wavelength (Å)
2000
3000
SDSS J010928.66+144921.2
z=2.31060
SDSS 2000-09-24 Δt=0.0
SDSS 2000-11-30 Δt=20.2
BOSS 2012-09-15 Δt=1321.3
BOSS 2012-09-22 Δt=1323.3
-Three broad absorption features in CIV
-Small double ion variability in C
-PV and SIV region not seen on spectra
-CIV emission is destroyed by absorption
-Grade: B
Flux (10^-16 erg s^-1 cm^-2 Å^-1)
1
0
4000
5000
6000
7000
8000
9000
10000
Observed Wavelength (Å)

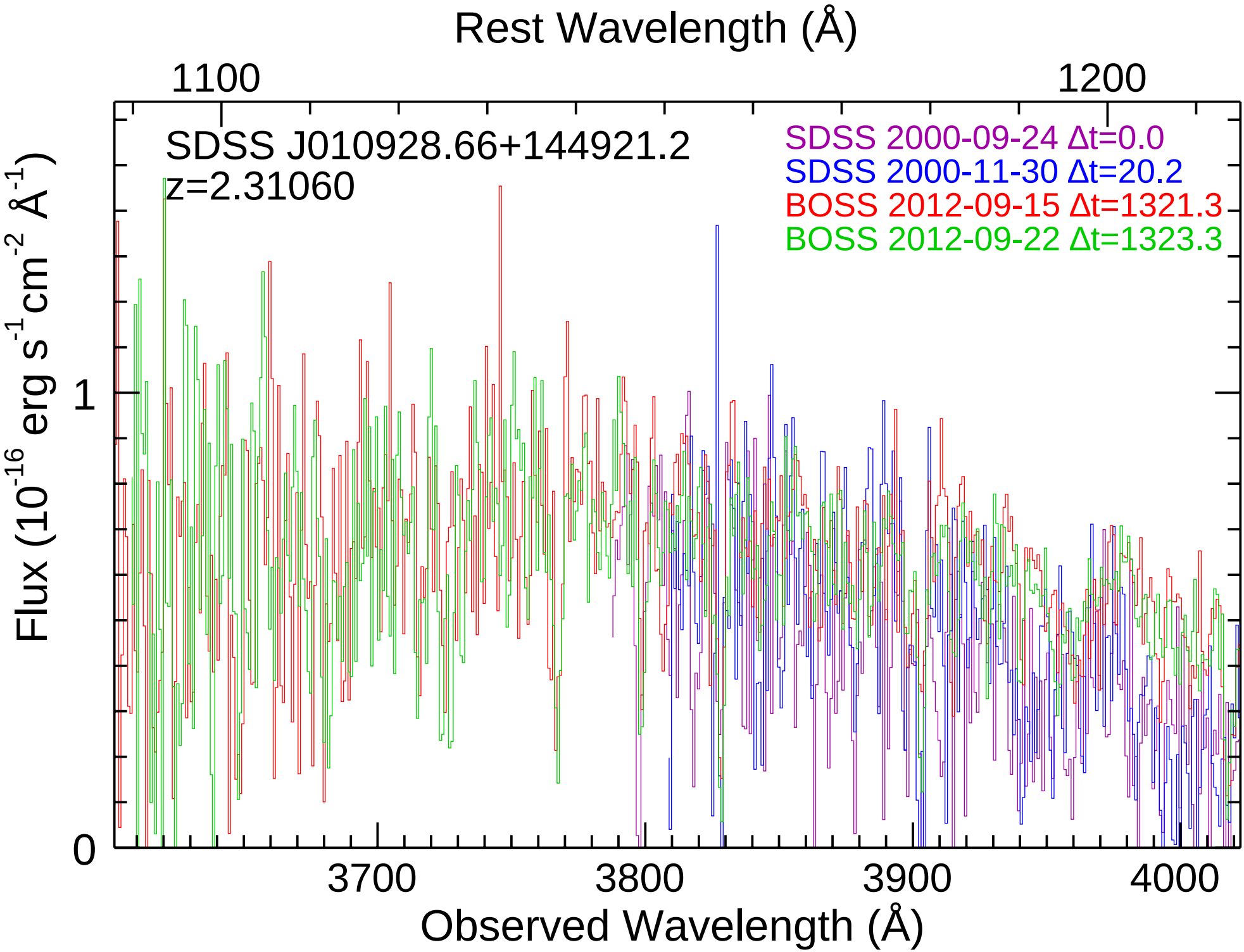
Rest Wavelength (Å)
1100
1200
SDSS J010928.66+144921.2
z=2.31060
SDSS 2000-09-24 Δt=0.0
SDSS 2000-11-30 Δt=20.2
BOSS 2012-09-15 Δt=1321.3
BOSS 2012-09-22 Δt=1323.3
Flux (10^-16 erg s^-1 cm^-2 Å^-1)
1
0
3700
3800
3900
4000
Observed Wavelength (Å)

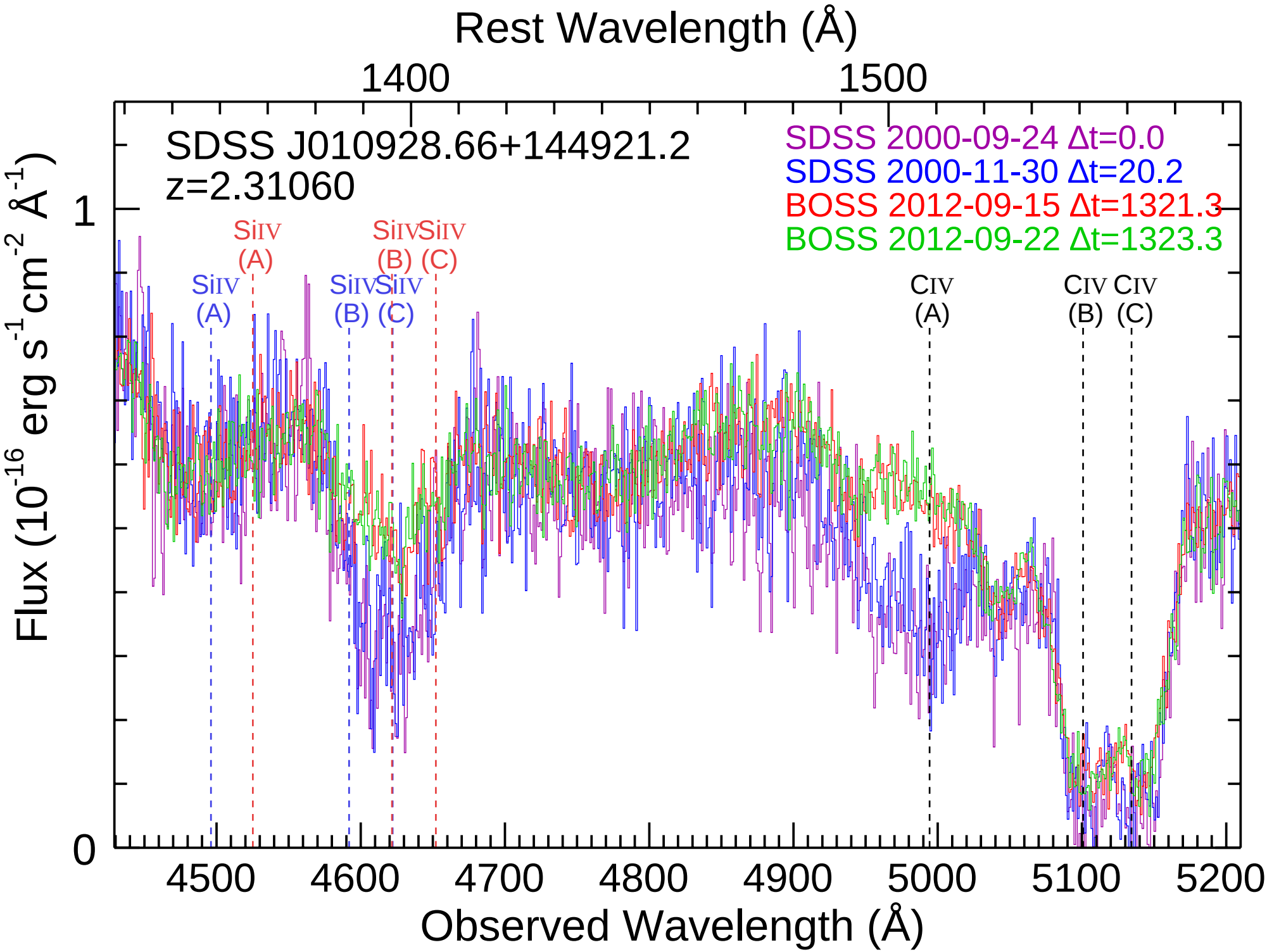
Rest Wavelength (Å)
1400
1500
SDSS J010928.66+144921.2
z=2.31060
SDSS 2000-09-24 Δt=0.0
SDSS 2000-11-30 Δt=20.2
BOSS 2012-09-15 Δt=1321.3
BOSS 2012-09-22 Δt=1323.3
SiIV (A)
SiIV (A)
SiIV (B)
SiIV (B)
SiIV (C)
SiIV (C)
CIV (A)
CIV (B)
CIV (C)
Flux (10^{-16} erg s^{-1}cm^{-2} Å^{-1})
1
0
4500
4600
4700
4800
4900
5000
5100
5200
Observed Wavelength (Å)

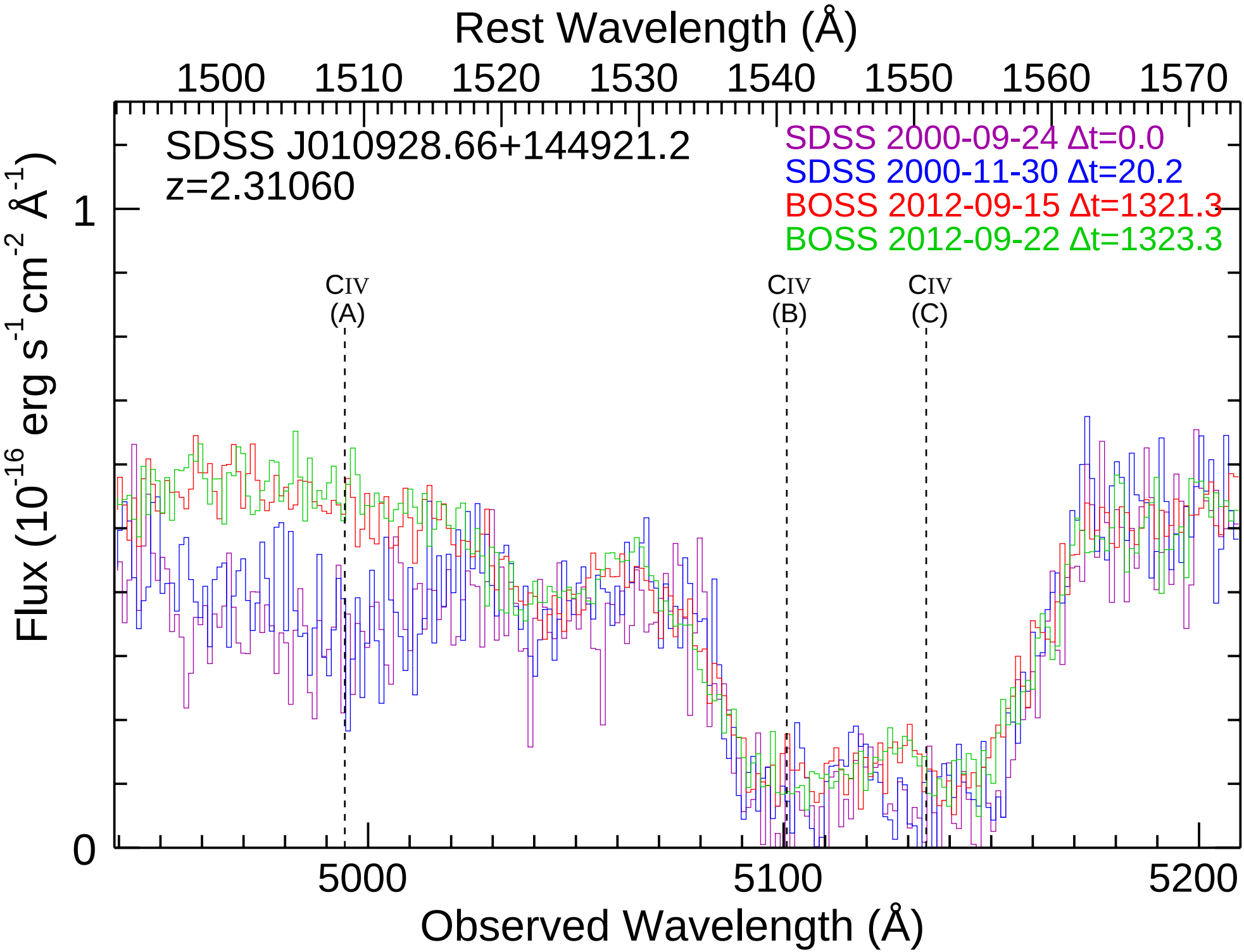
Rest Wavelength (Å)
1500
1510
1520
1530
1540
1550
1560
1570
SDSS J010928.66+144921.2
z=2.31060
SDSS 2000-09-24 Δt=0.0
SDSS 2000-11-30 Δt=20.2
BOSS 2012-09-15 Δt=1321.3
BOSS 2012-09-22 Δt=1323.3
CIV (A)
CIV (B)
CIV (C)
Flux (10^{-16} erg s^{-1}cm^{-2} Å^{-1})
1
0
5000
5100
5200
Observed Wavelength (Å)

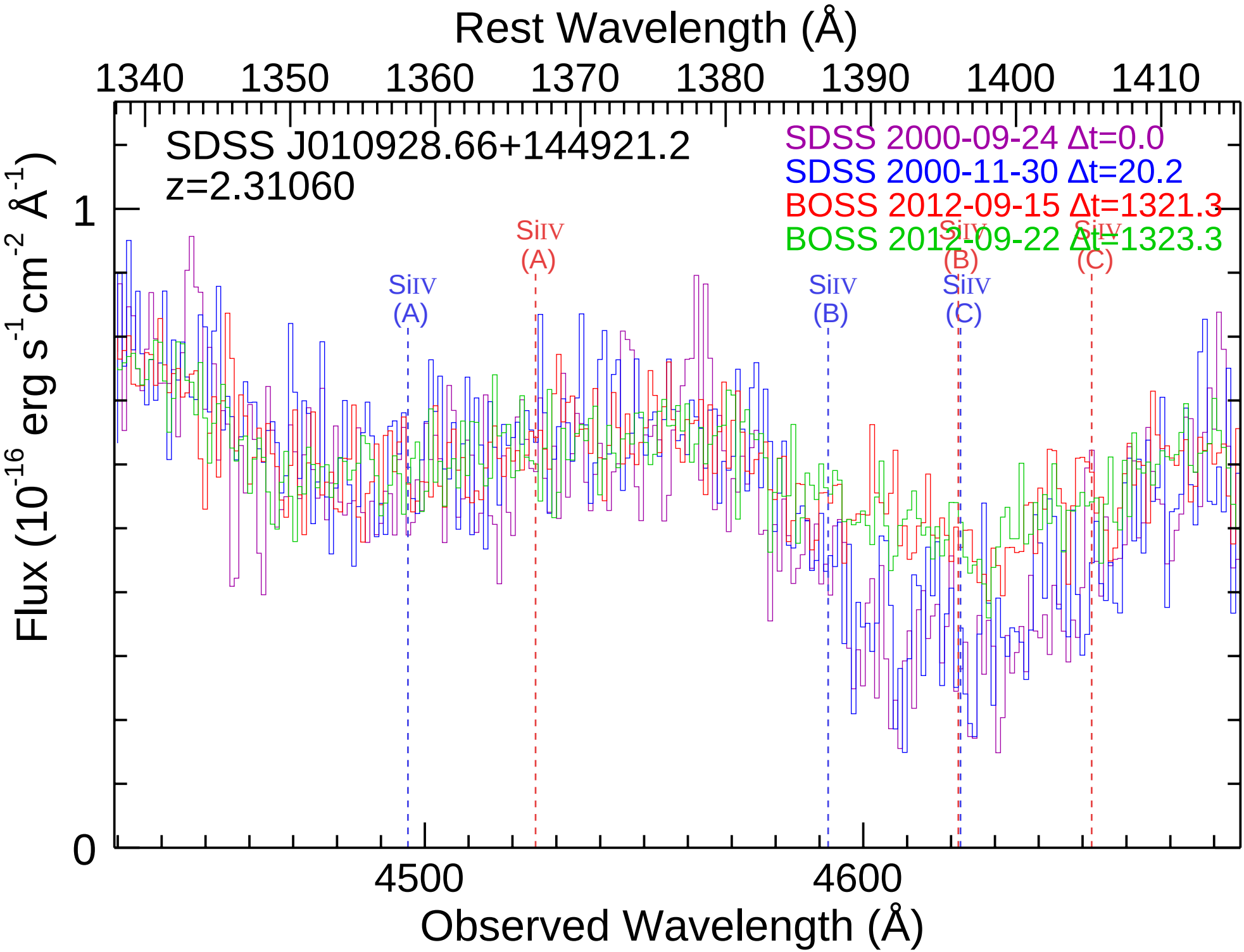
Rest Wavelength (Å)
1340
1350
1360
1370
1380
1390
1400
1410
SDSS J010928.66+144921.2
z=2.31060
SDSS 2000-09-24 Δt=0.0
SDSS 2000-11-30 Δt=20.2
BOSS 2012-09-15 Δt=1321.3
BOSS 2012-09-22 Δt=1323.3
SiIV (A)
SiIV (A)
SiIV (B)
SiIV (B)
SiIV (C)
SiIV (C)
Flux (10^{-16} erg s^{-1}cm^{-2} Å^{-1})
1
0
4500
4600
Observed Wavelength (Å)