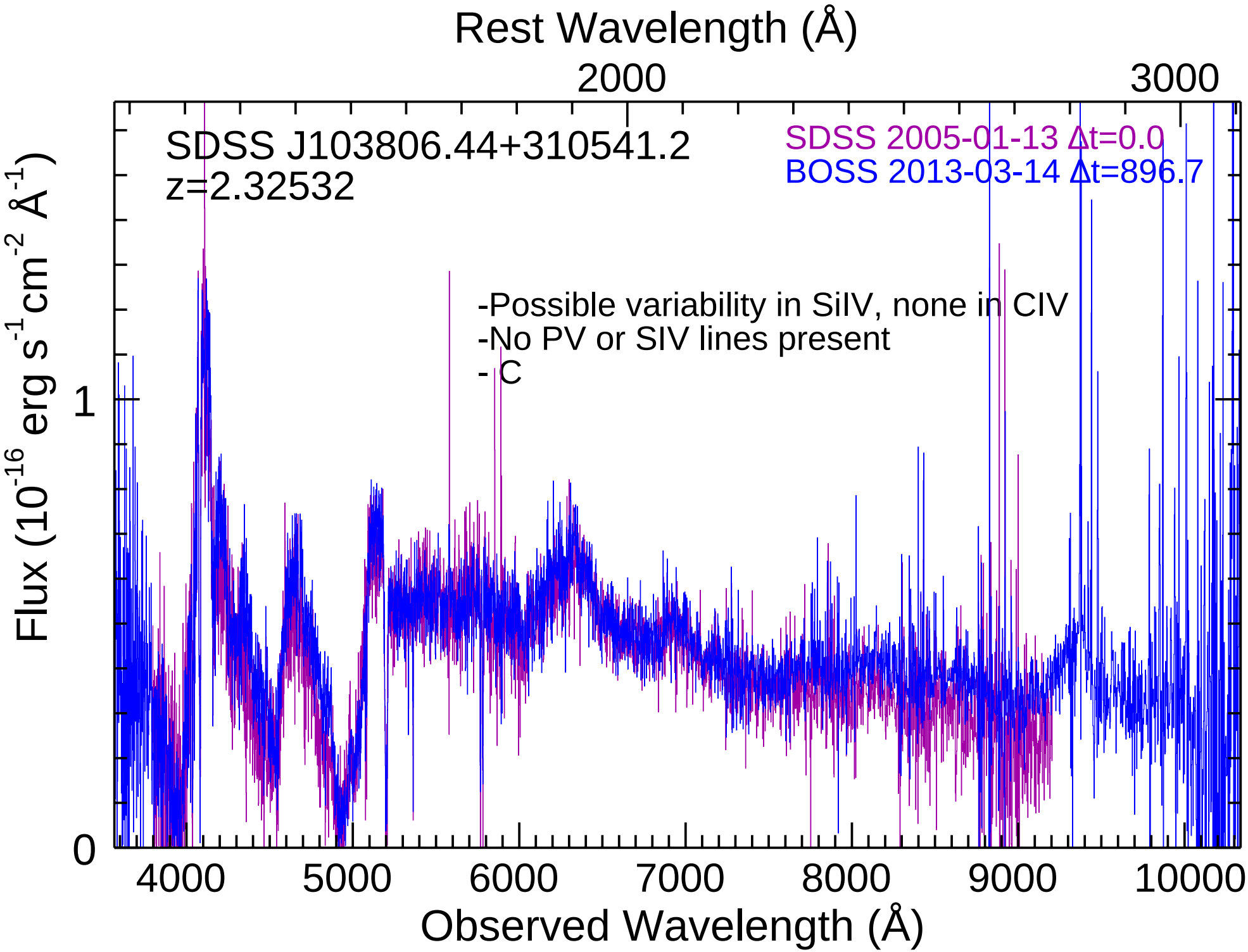
Rest Wavelength (Å)
2000
3000
SDSS J103806.44+310541.2
z=2.32532
SDSS 2005-01-13 Δt=0.0
BOSS 2013-03-14 Δt=896.7
-Possible variability in SiIV, none in CIV
-No PV or SIV lines present
- C
Flux (10^{-16} erg s^{-1}cm^{-2} Å^{-1})
1
0
4000
5000
6000
7000
8000
9000
10000
Observed Wavelength (Å)

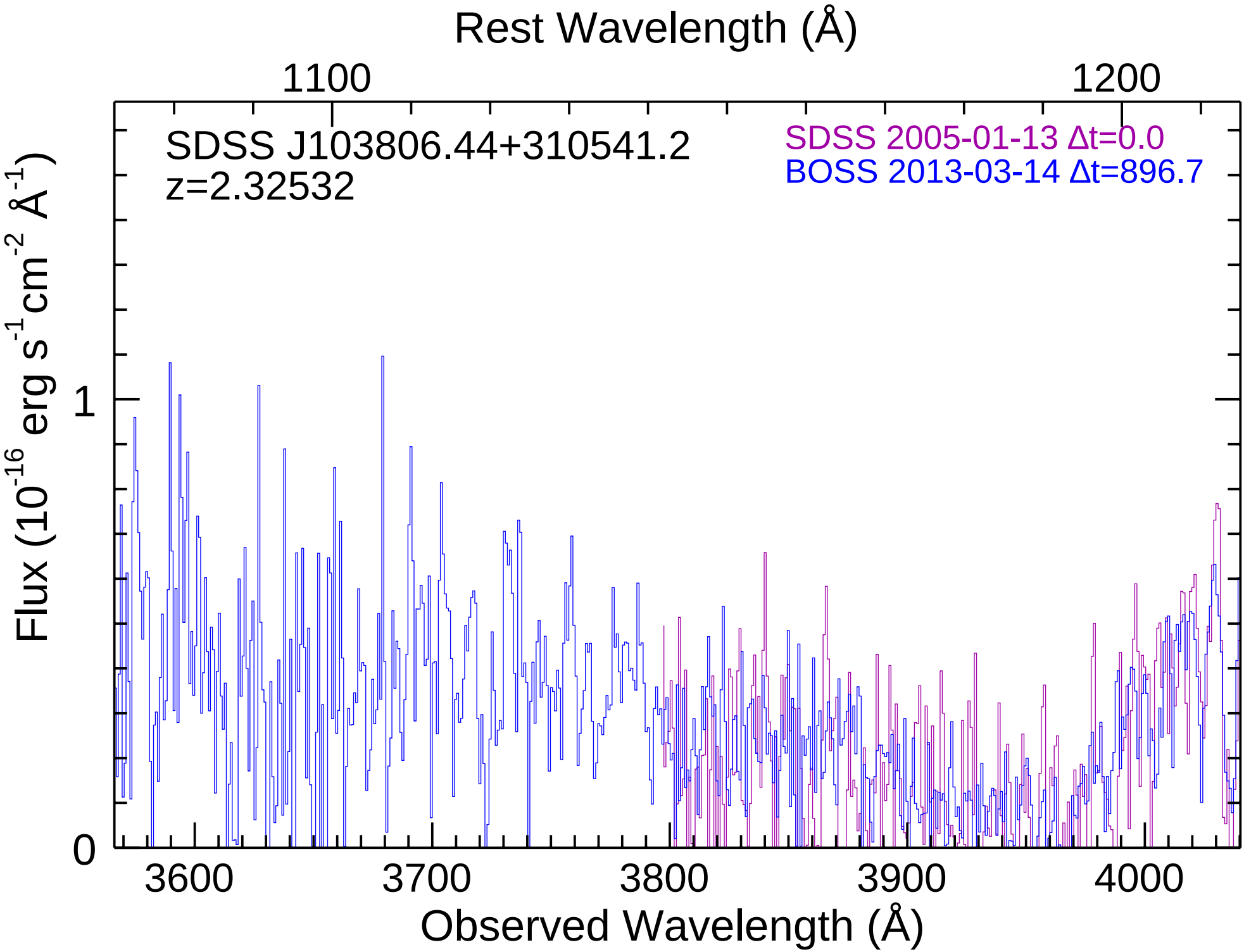
Rest Wavelength (Å)
1100
1200
SDSS J103806.44+310541.2
z=2.32532
SDSS 2005-01-13 Δt=0.0
BOSS 2013-03-14 Δt=896.7
Flux (10^{-16} erg s^{-1}cm^{-2} Å^{-1})
1
0
3600
3700
3800
3900
4000
Observed Wavelength (Å)

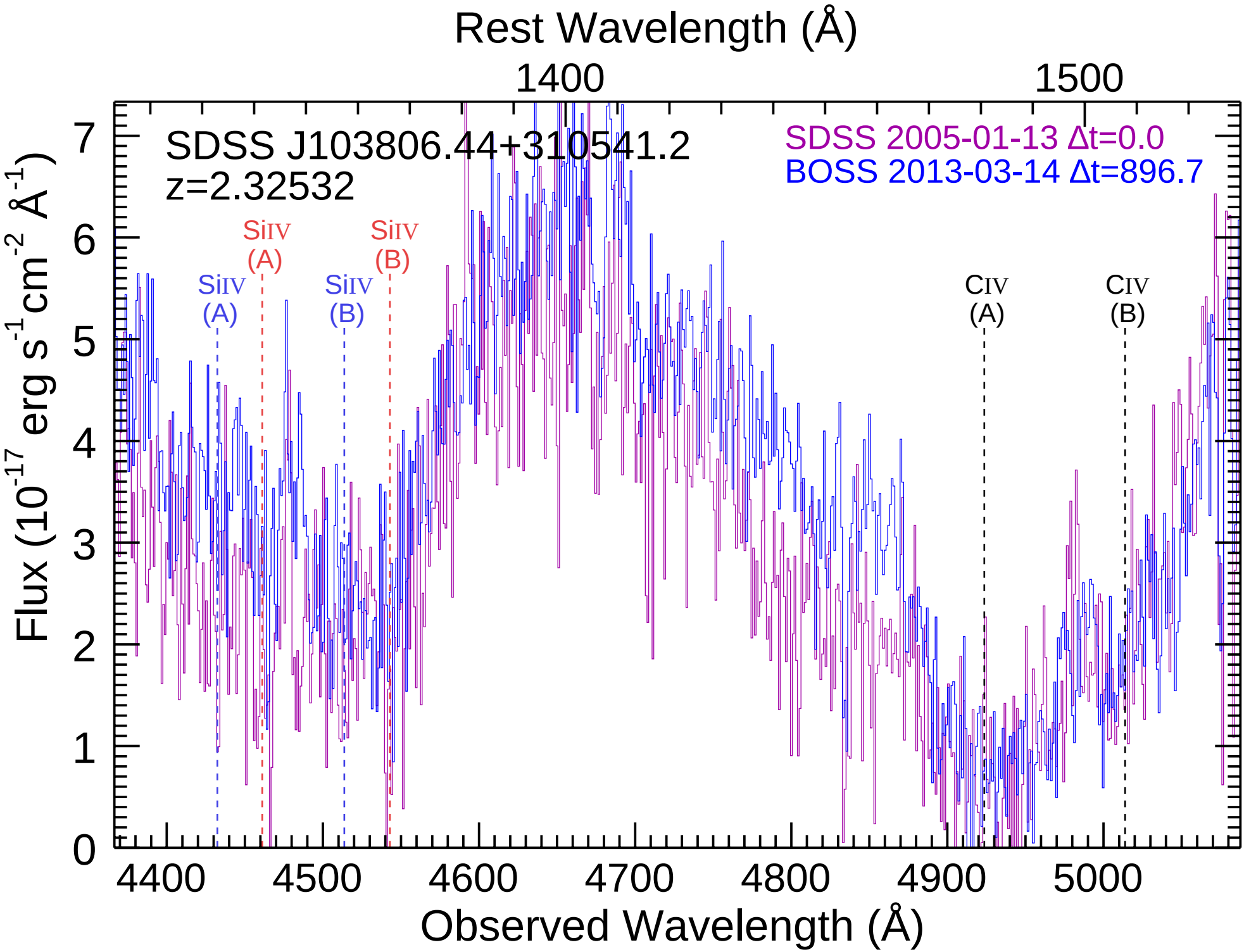
Rest Wavelength (Å)
1400
1500
SDSS J103806.44+310541.2
z=2.32532
SDSS 2005-01-13 Δt=0.0
BOSS 2013-03-14 Δt=896.7
SiIV (A)
SiIV (A)
SiIV (B)
SiIV (B)
CIV (A)
CIV (B)
Flux (10^{-17} erg s^{-1}cm^{-2} Å^{-1})
0
1
2
3
4
5
6
7
4400
4500
4600
4700
4800
4900
5000
Observed Wavelength (Å)

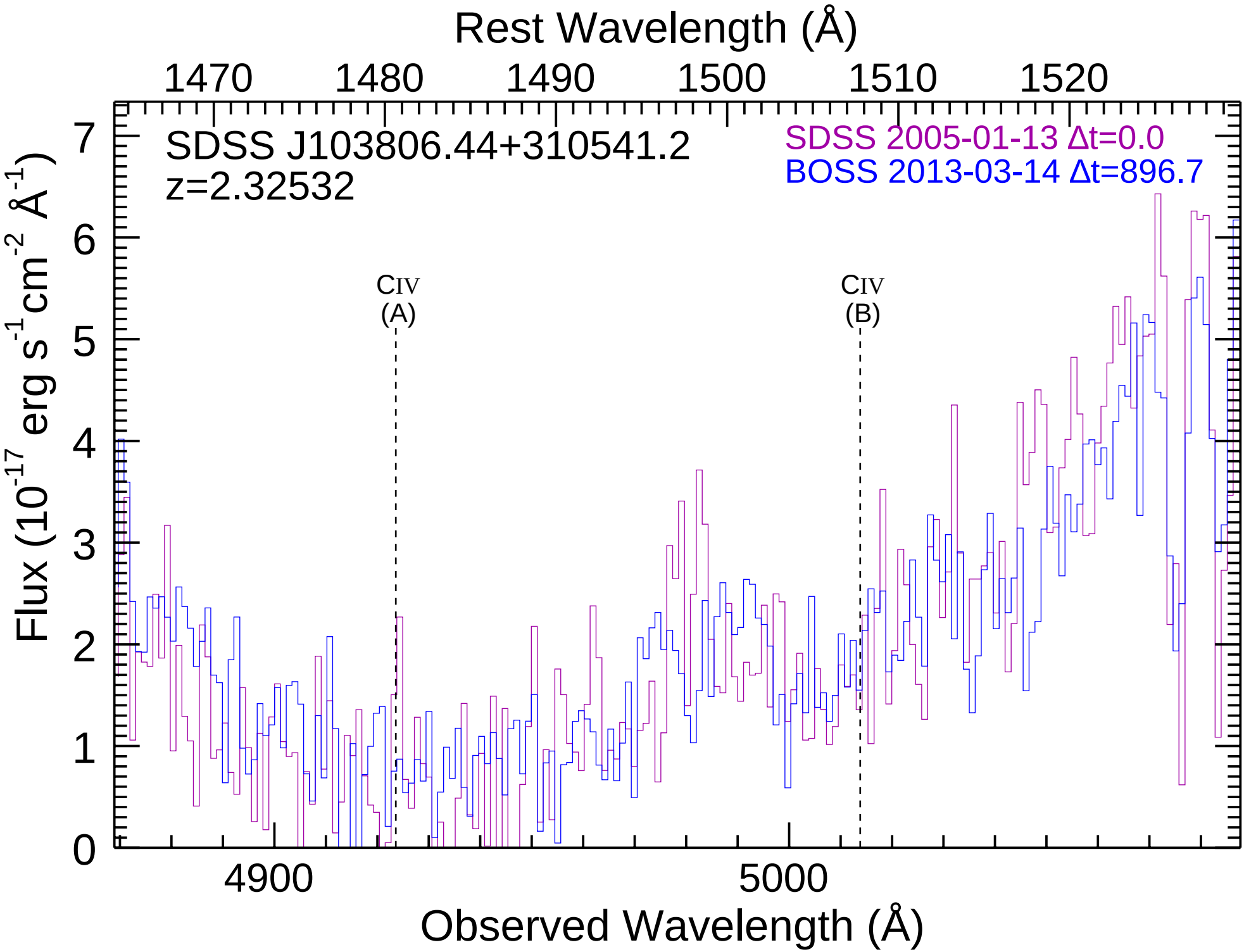
Rest Wavelength (Å)
1470
1480
1490
1500
1510
1520
SDSS J103806.44+310541.2
z=2.32532
SDSS 2005-01-13 Δt=0.0
BOSS 2013-03-14 Δt=896.7
CIV
(A)
CIV
(B)
Flux (10^{-17} erg s^{-1}cm^{-2} Å^{-1})
0
1
2
3
4
5
6
7
4900
5000
Observed Wavelength (Å)

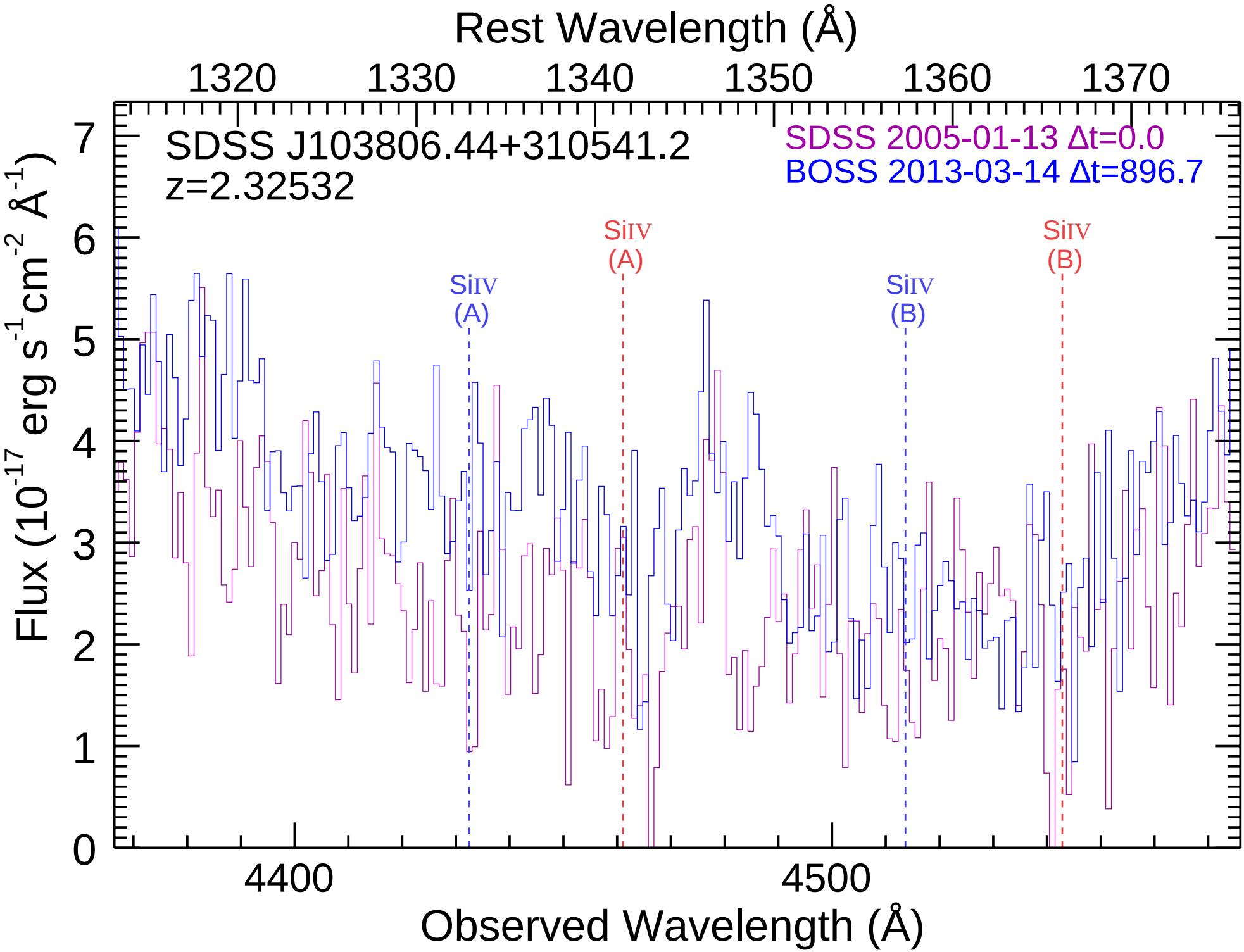
Rest Wavelength (Å)
1320
1330
1340
1350
1360
1370
SDSS J103806.44+310541.2
z=2.32532
SDSS 2005-01-13 Δt=0.0
BOSS 2013-03-14 Δt=896.7
SiIV (A)
SiIV (A)
SiIV (B)
SiIV (B)
Flux (10^{-17} erg s^{-1}cm^{-2} Å^{-1})
0
1
2
3
4
5
6
7
4400
4500
Observed Wavelength (Å)