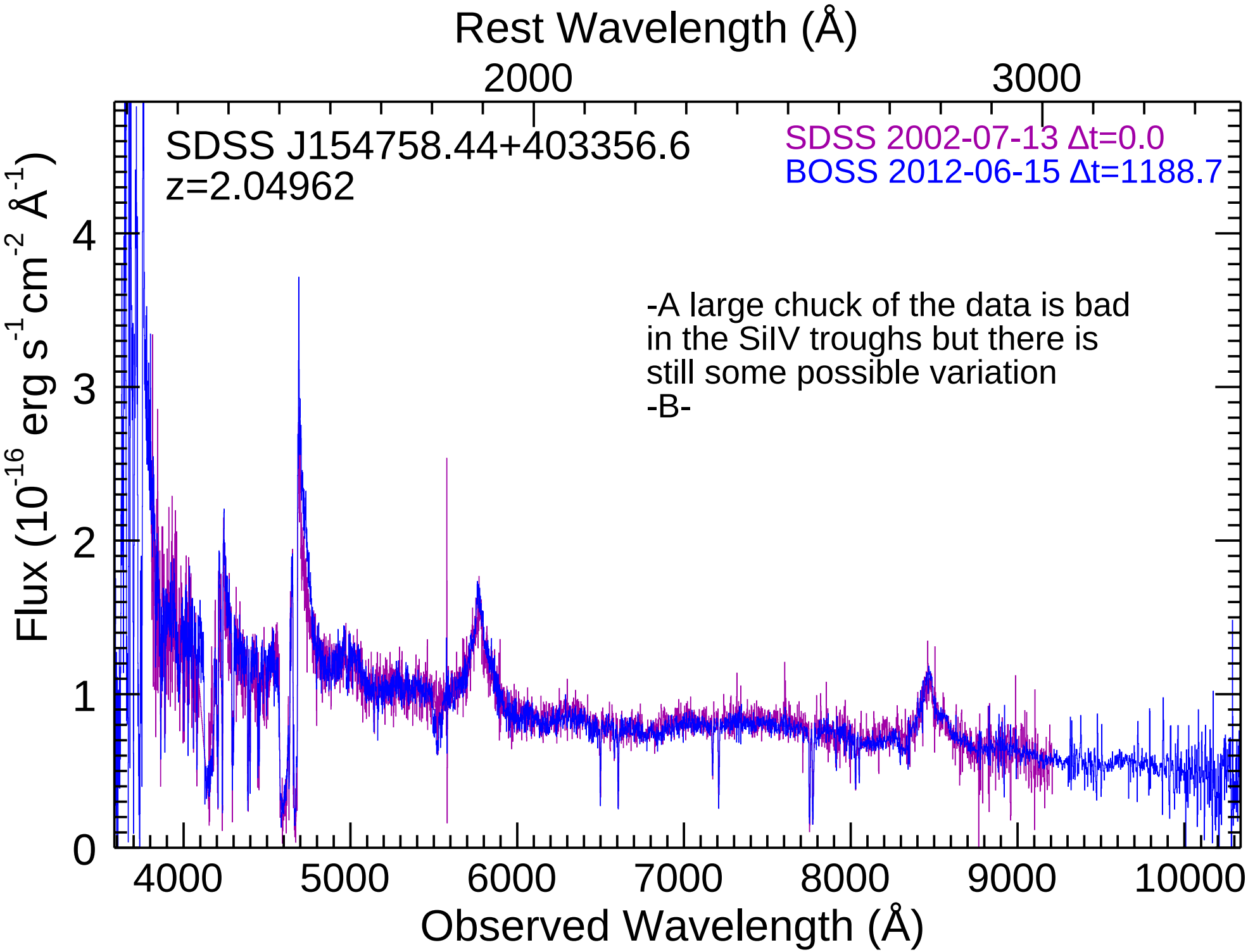
Rest Wavelength (Å)
2000
3000
SDSS J154758.44+403356.6
z=2.04962
SDSS 2002-07-13 Δt=0.0
BOSS 2012-06-15 Δt=1188.7
-A large chuck of the data is bad
in the SiIV troughs but there is
still some possible variation
-B-
Flux (10^{-16} erg s^{-1}cm^{-2} Å^{-1})
0
1
2
3
4
4000
5000
6000
7000
8000
9000
10000
Observed Wavelength (Å)

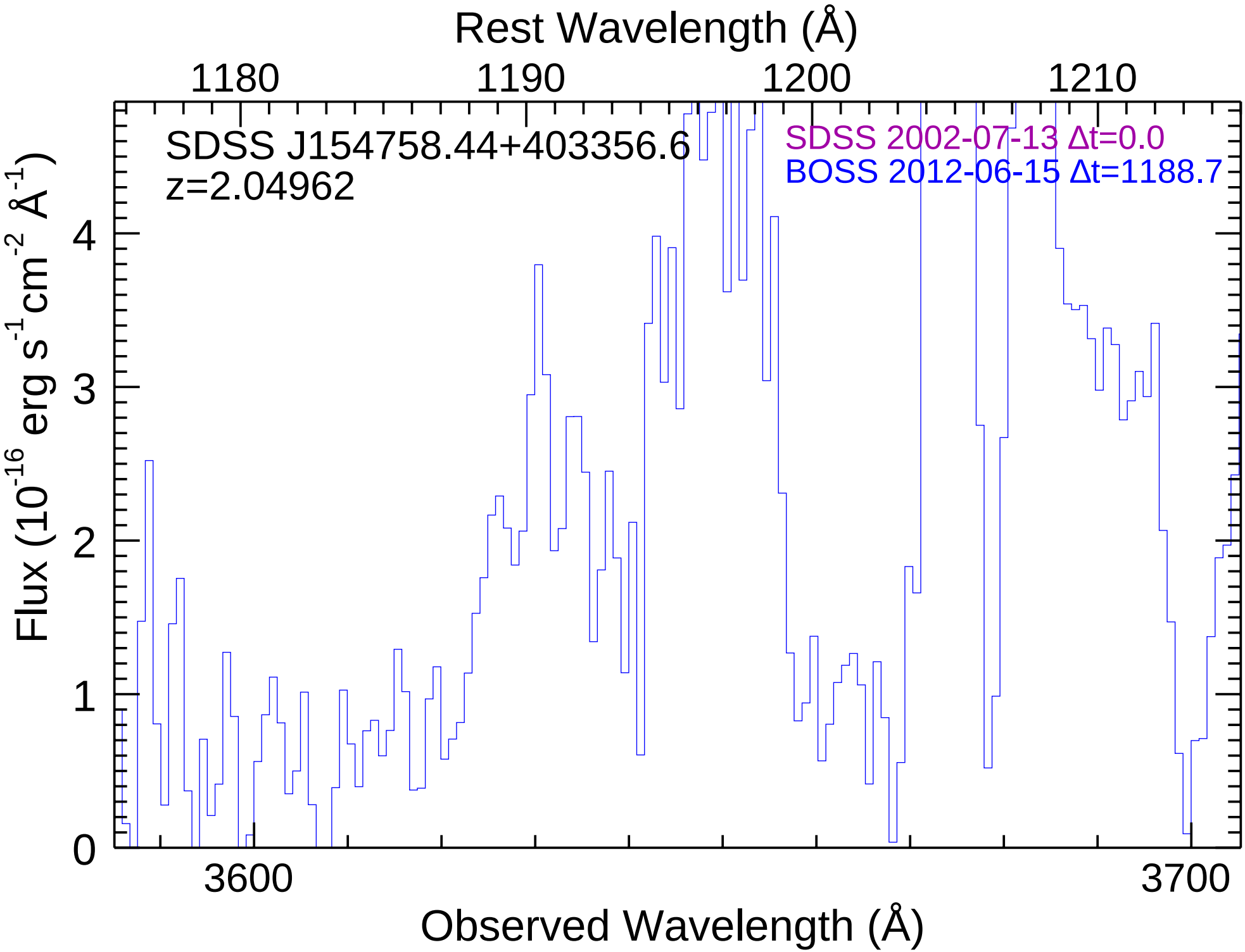
Rest Wavelength (Å)
1180
1190
1200
1210
SDSS J154758.44+403356.6
z=2.04962
SDSS 2002-07-13 Δt=0.0
BOSS 2012-06-15 Δt=1188.7
Flux (10^{-16} erg s^{-1}cm^{-2} Å^{-1})
0
1
2
3
4
3600
3700
Observed Wavelength (Å)

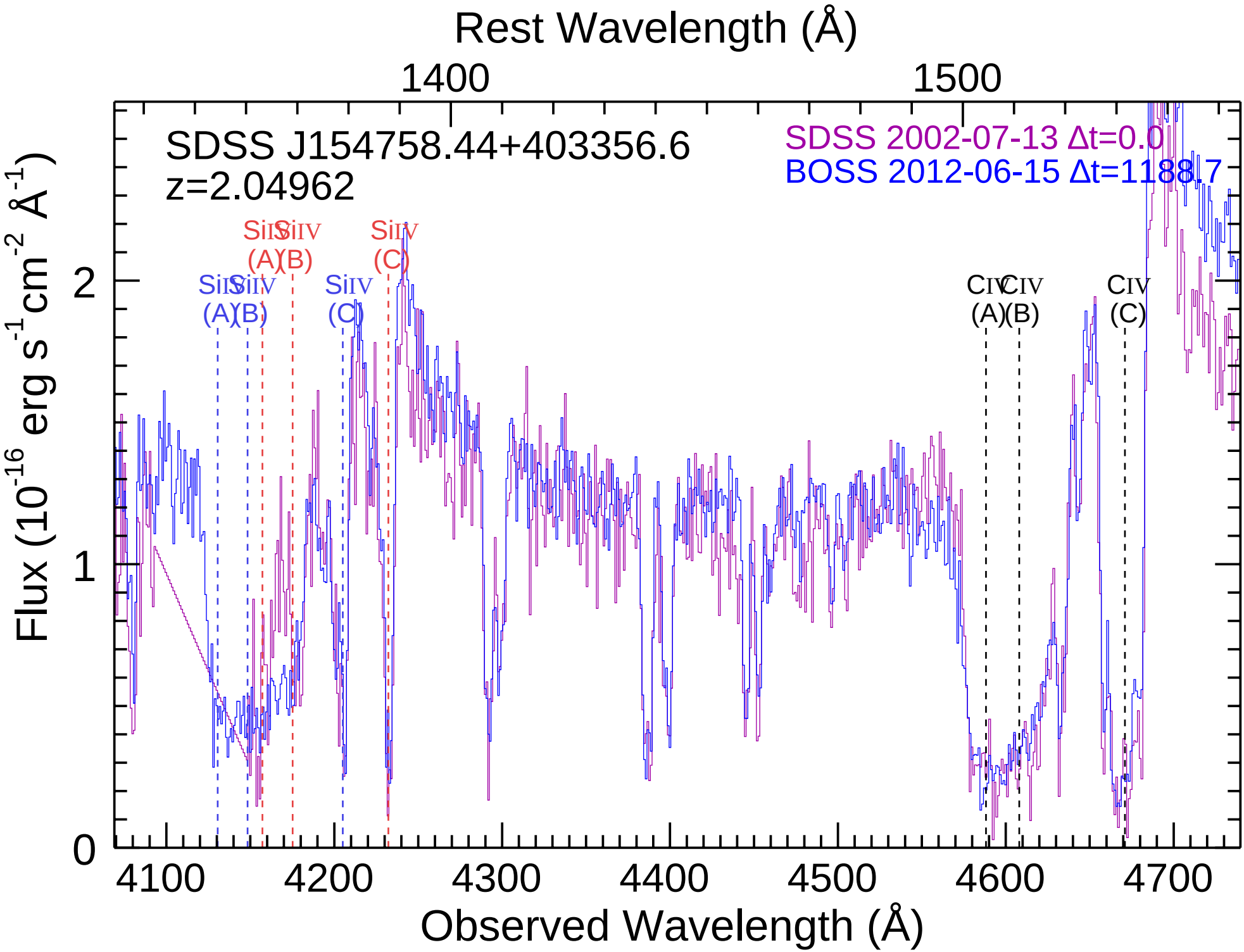
Rest Wavelength (Å)
1400
1500
SDSS J154758.44+403356.6
z=2.04962
SDSS 2002-07-13 Δt=0.0
BOSS 2012-06-15 Δt=1188.7
SiII (A)
SiIV (B)
SiII (A)
SiIV (B)
SiIV (C)
SiIV (C)
CIV (A)
CIV (B)
CIV (C)
Flux (10^{-16} erg s^{-1}cm^{-2} Å^{-1})
0
1
2
4100
4200
4300
4400
4500
4600
4700
Observed Wavelength (Å)

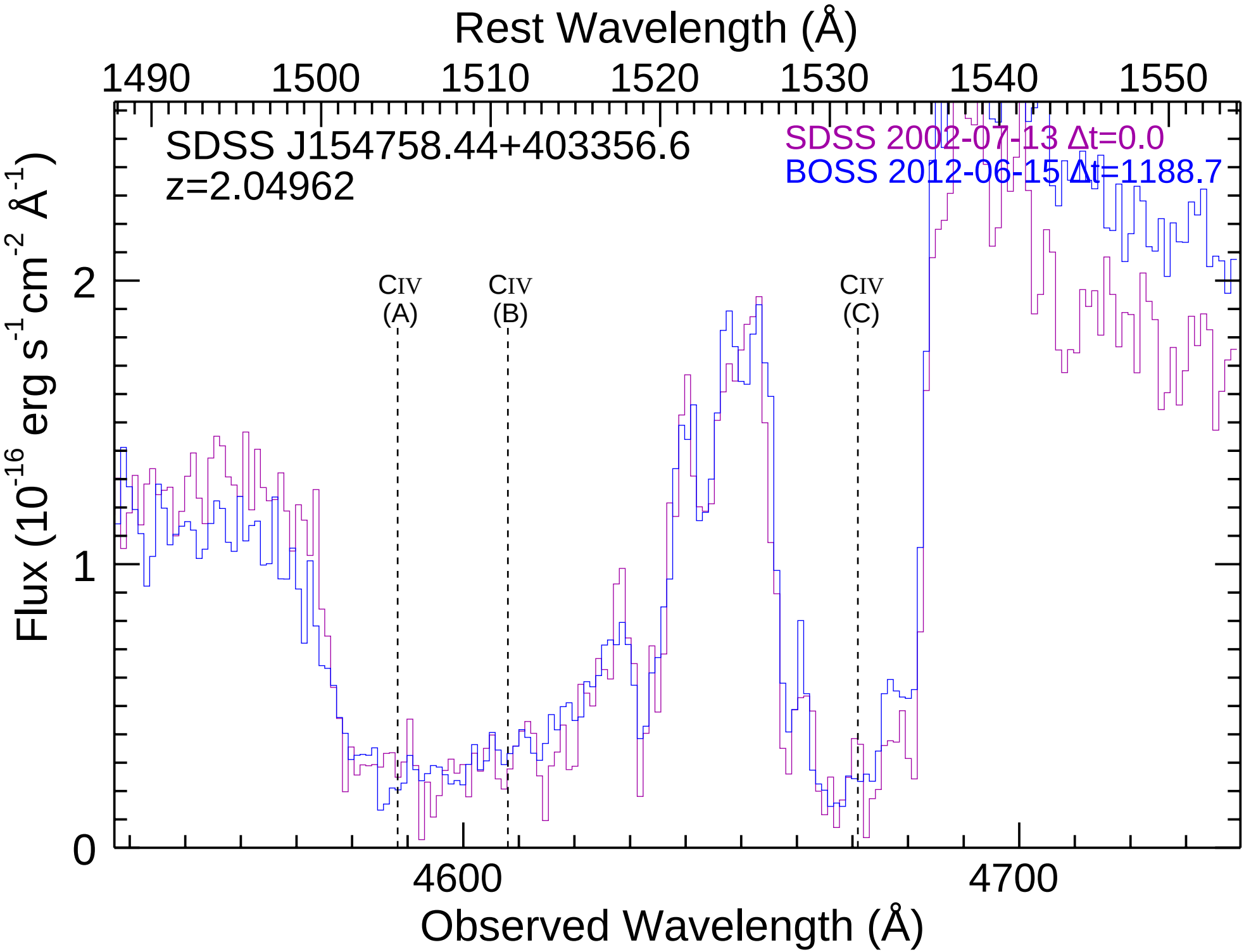
Rest Wavelength (Å)
1490
1500
1510
1520
1530
1540
1550
SDSS J154758.44+403356.6
z=2.04962
SDSS 2002-07-13 Δt=0.0
BOSS 2012-06-15 Δt=1188.7
CIV (A)
CIV (B)
CIV (C)
Flux (10^{-16} erg s^{-1}cm^{-2} Å^{-1})
0
1
2
4600
4700
Observed Wavelength (Å)

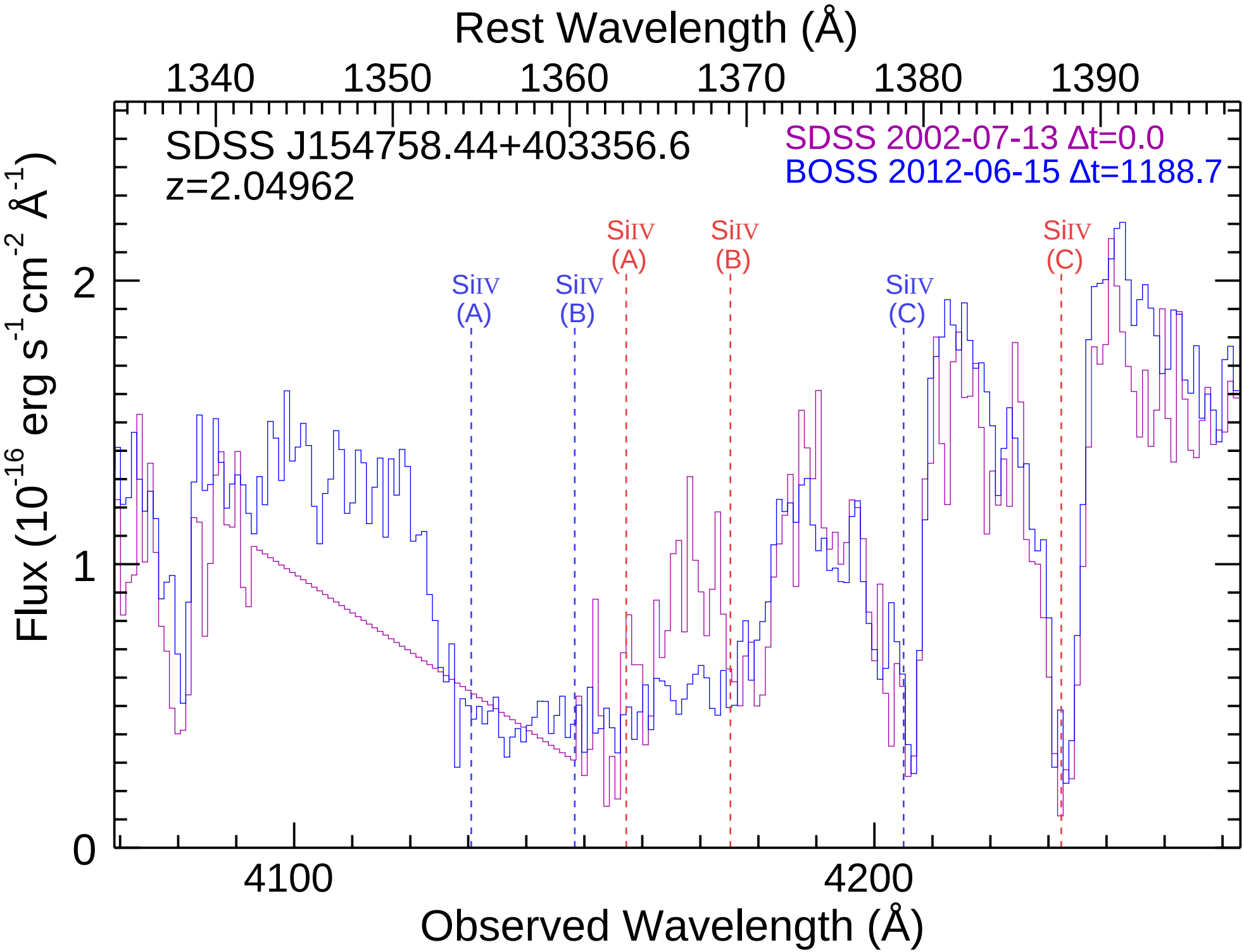
Rest Wavelength (Å)
1340
1350
1360
1370
1380
1390
SDSS J154758.44+403356.6
z=2.04962
SDSS 2002-07-13 Δt=0.0
BOSS 2012-06-15 Δt=1188.7
SiIV (A)
SiIV (B)
SiIV (A)
SiIV (B)
SiIV (C)
SiIV (C)
Flux (10^{-16} erg s^{-1}cm^{-2} Å^{-1})
0
1
2
4100
4200
Observed Wavelength (Å)

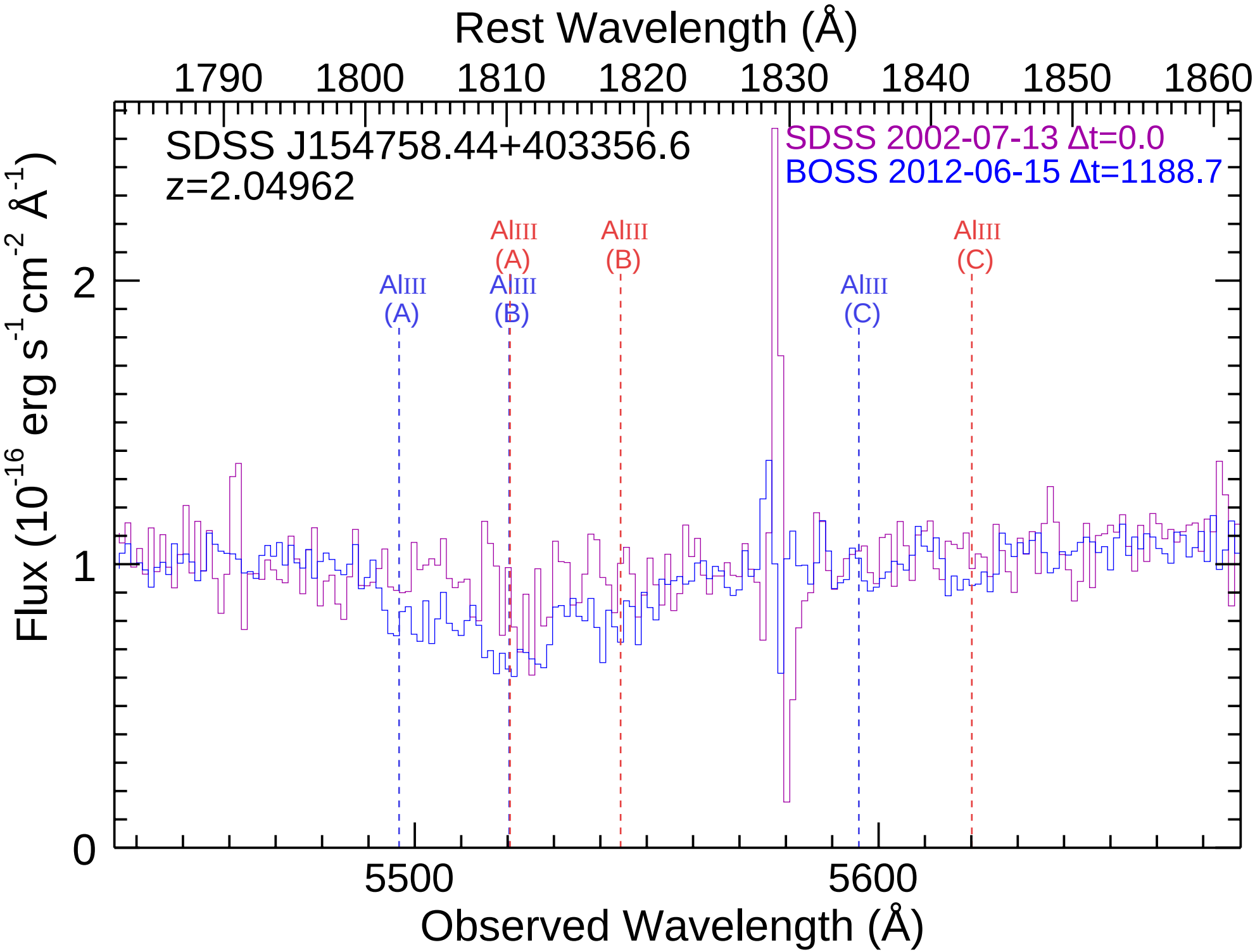
Rest Wavelength (Å)
1790
1800
1810
1820
1830
1840
1850
1860
SDSS J154758.44+403356.6
z=2.04962
SDSS 2002-07-13 Δt=0.0
BOSS 2012-06-15 Δt=1188.7
AlIII (A)
AlIII (B)
AlIII (C)
AlIII (A)
AlIII (B)
AlIII (C)
Flux (10^{-16} erg s^{-1}cm^{-2} Å^{-1})
0
1
2
5500
5600
Observed Wavelength (Å)